

# Round Lake Christian Camp

## 2017 Annual Report

January 1, 2017-December 31, 2017

**THIS REPORT IS AVAILABLE ONLINE !**

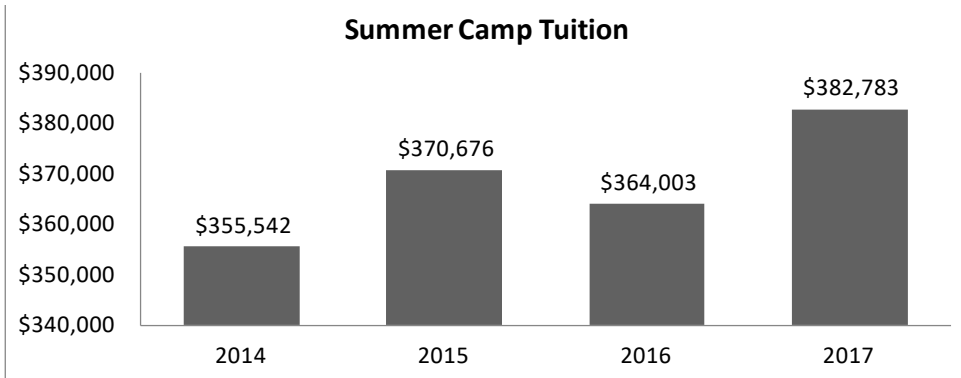
419-827-2017

114 State Route 3, Lakeville, Ohio 44638

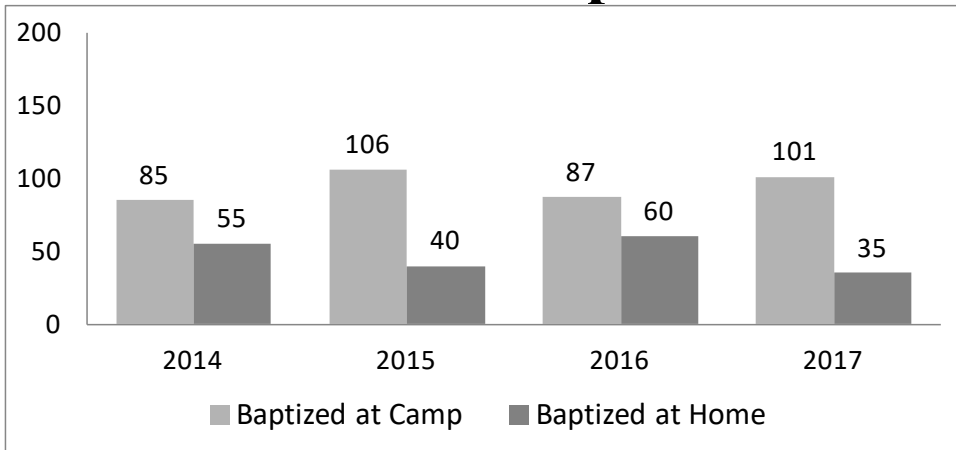
[www.roundlake.org](http://www.roundlake.org)



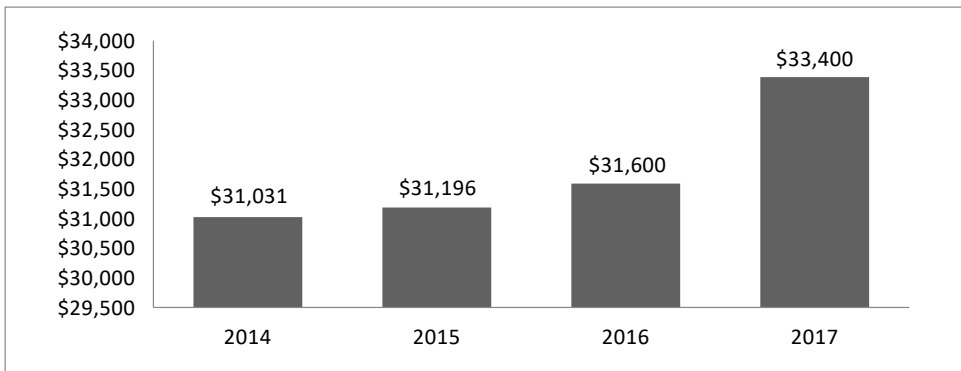
# Summer Camp Tuition



# Summer Baptisms



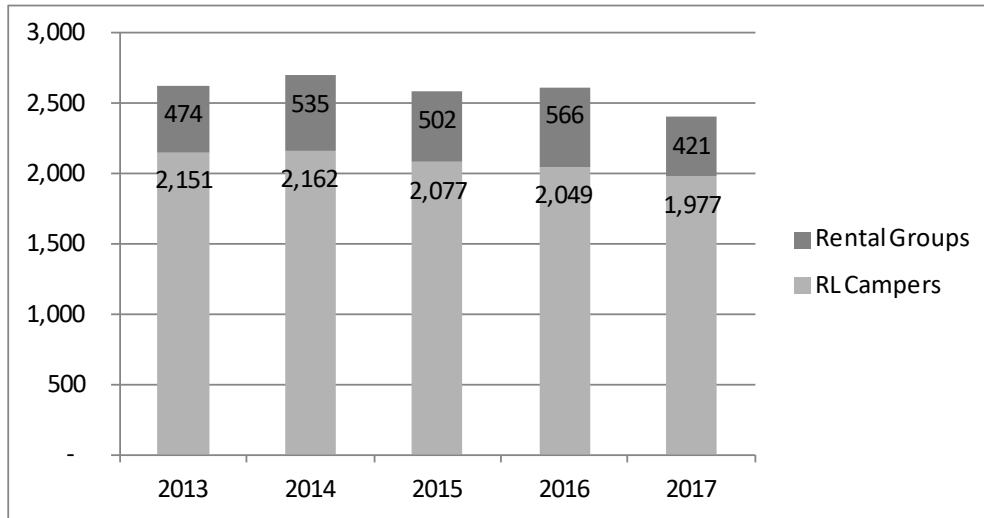
# Missions Offerings



# Projects Completed

Project	Cost
Taylor Property	\$110,650
Dining Hall Project	\$31,225
Lodge Dorm Rooms Re-Modeled (2)	\$16,197
Roof, Gutters & Facet	\$5,386
Sound System - MPB	\$4,000
Floating Dock	\$925
Water Mat	\$2,101
Seadoo Jet Skis	\$3,000
Transmission - Dump Truck	\$2,250
345 JD Mower, Leaf Vac, Aerator	\$3,400
1997 Ford F250 Truck	\$4,455
Water Softner - Kitchen	\$1,500
Boiler Storage Tank - RC	\$4,230
Septic Plant Motor - Lodge	\$1,353
Back Flow - Lodge	\$1,102
Back Flow - RV Park	\$1,102
<b>TOTAL</b>	<b>\$192,876</b>

# Total Summer Youth Served



\*Beginning in 2009, Round Lake Christian Camp began welcoming approved summer rental groups that were able to use the Round Lake facilities to provide a “Christian camping” experience for the students within their group. The Round Lake summer camp schedule was modified to make space for these like-minded groups (RiverTree Christian Church and Royal Family Kids Camp). Thus, the numbers above reflect the addition of “Total Youth Served” throughout the summer at Round Lake Christian Camp by combining the traditional Round Lake campers and the summer rental group campers.

<b>Summer Faculty Kids</b>	<b>133</b>
<b>Summer Volunteer Faculty</b>	<b>851</b>
<b>Summer Campers</b>	<b>1,977</b>
<b>Director Planned Retreats</b>	<b>1,449</b>
<b>Private Retreats (including Rental Group Campers)</b>	<b>6,130</b>
<b>Total Number of People Served</b>	<b>10,540</b>

## SUMMER CAMP ATTENDANCE BY AGE GROUP / CAMP TYPE

	2015	2016	2017
<b>MAIN CAMP</b>			
Grade 1-2	171	160	186
Grade 3-4	502	495	457
Grade 5-6	406	399	383
Grade 7-8-9	441	408	426
Grade 10-11-12	23	32	37
<b>Total</b>	<b>1543</b>	<b>1494</b>	<b>1489</b>

<b>WILDERNESS</b>			
Grade 4-5-6	112	153	95
Grade 7-8-9	64	67	78
Grade 10-11-12	25	19	24
<b>Total</b>	<b>201</b>	<b>239</b>	<b>197</b>

<b>SPECIALTY CAMPS</b>			
Basketball Camp	86	103	94
Connect	96	84	74
VIP Camp	35	35	39
Paintball	29	42	38
Teen Service Camp	31	30	26
WV Adventure	25	22	20
<b>Total</b>	<b>314</b>	<b>316</b>	<b>291</b>

<b>Grand Total</b>	<b>2,058</b>	<b>2,049</b>	<b>1,977</b>
--------------------	--------------	--------------	--------------

# Individual Church Attendance Summer Camp 2017

Church Name	2016	2017
Alexandria Ch/Christ	5	3
Amazing Grace-Grove City	13	17
Ashland Christian	3	5
Barberton 1st Ch/Christ	7	4
Beechwood Christian-Columbus	33	28
Beechwood Christian-Alliance	0	0
Bethel Ch/Christ	6	8
Bladensburg Ch/Christ	14	12
Braceville Christian	10	10
Buckeye Christian-Grove City	13	7
Caledonia Ch/Christ	5	7
Canton First Christian	14	16
Celebration Christian-Marion	3	1
Centerburg Ch/Christ	29	15
Central Ch/Christ-Findlay	6	5
Central Ch/Christ-Mt. Vernon	22	24
Christ's Church at Tiffin	11	10
Community Christian-Galion	0	6
Cornerstone Christian Church-Alliance	1	2
Cross Point Christ.-N. Albany	9	14
Croton Ch/Christ	14	13
Delaware Christian	40	25
Discover Christian-Dublin	42	47
Dover-1st Christian	2	9
East 40 Ch/Christ-Norwich	16	14
Eastland Christian-Columbus	1	0
Eastpointe Christian-Columbus	24	31
Fairfield Christian-Lancaster	14	14
Faith Christian-N. Philadelphia	2	3
First Christian-N. Philadelphia	50	52
Fredericksburg Ch/Christ	5	7
Greenwood Christian-Canton	11	5
Grove Ch/Christ-Gambier	21	1
Heath Ch/Christ	56	59
Heritage Christian Church	11	11
HighPoint Christian-Canton	0	0
Hilliard Ch/Christ	39	41
Hope Christian Church-Avon	15	13
Howard Ch/Christ	4	1

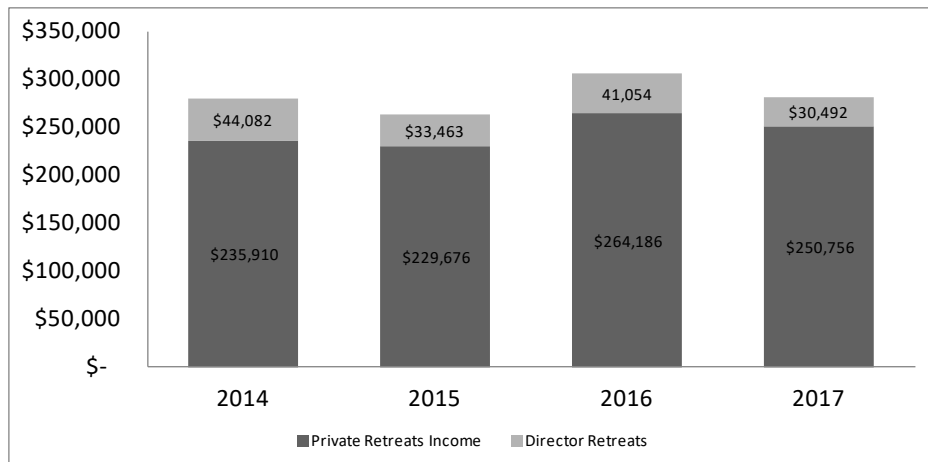
Church Name	2016	2017
Indianola Ch/Christ-Columbus	4	4
Johnstown Christian	3	0
Killbuck-1st Ch/Christ	0	2
Kirkpatrick Ch/Christ-Marion	1	0
Lakeview Christian-Akron	39	47
Lexington Ch/Christ	21	30
Licking Valley Ch/Christ-Newark	7	7
Life Spring Christian-Akron	1	1
Louisville Christian	2	24
Madison Christian-Groveport	36	40
Manchester Christian-Akron	11	6
Maplewood Christian-Ravenna	1	0
Marlboro Christian-Alliance	1	0
Marysville Christian	0	0
McComb Ch/Christ	19	15
McElroy Rd Ch/Christ	4	4
Meadow View Ch/Christ-Frazeysburg	15	4
Milford Ch/Christ-Centerburg	1	1
Millcreek Ch/Christ	1	2
Millersburg Christian	30	36
Minerva-1st Christian	0	0
Mt. Gilead Ch/Christ	2	2
Mt. Vernon Ave. Ch/Christ-Marion	16	18
Nashville Ch/Christ	22	23
New Life Ch/Christ-Bellville	8	10
North Industry Christian-Canton	10	17
North Park Ch/Christ-Columbus	21	13
North Terrace Ch/Christ-Zanesville	0	1
Northside Christian-Wadsworth	124	104
NW Ave. Ch/Christ-Tallmadge	13	13
Ontario Christian	13	9
Open Arms Christian-Mt. Gilead	6	0
Orrville Christian	31	43
Palmyra Ch/Christ-Frederickstown	0	0
Park Christian-Dennison	6	2
Parkview Christian-Findlay	14	16

Church Name	2016	2017
Parkview Christian-Wooster	13	10
Perry Christian-Canton	19	9
Pleasant Grove Ch/Christ-Mt. Gilead	12	14
Polaris Christian-Brunswick	48	44
Richwood Ch/Christ	19	26
Ripley Ch/Christ-Big Prairie	23	31
RiverTree Christian-Massilon	22	15
Second Ch/Christ-Newark	0	1
Shenandoah Christian	10	20
Silver Creek Ch/Christ-Norton	0	0
Southside Church of Christ-Columbus	0	0
Southwest Ch/Christ-Barberton	8	11
Southwest Christ.-Middleburg Hts	11	0
Summit Christian-Akron	8	0
Sunbury Christian	39	41
Tri-Village Christian-Pataskala	46	48
Utica Ch/Christ	0	0
Walton Hills Ch/Christ	2	1
Waterford Ch/Christ	0	0
Welcome Ch/Christ-Killbuck	0	0
Westerville Christian	92	91
Worthington Christian	87	106
Guest Churches	545	487
<b>Total Campers</b>	<b>2058</b>	<b>1977</b>

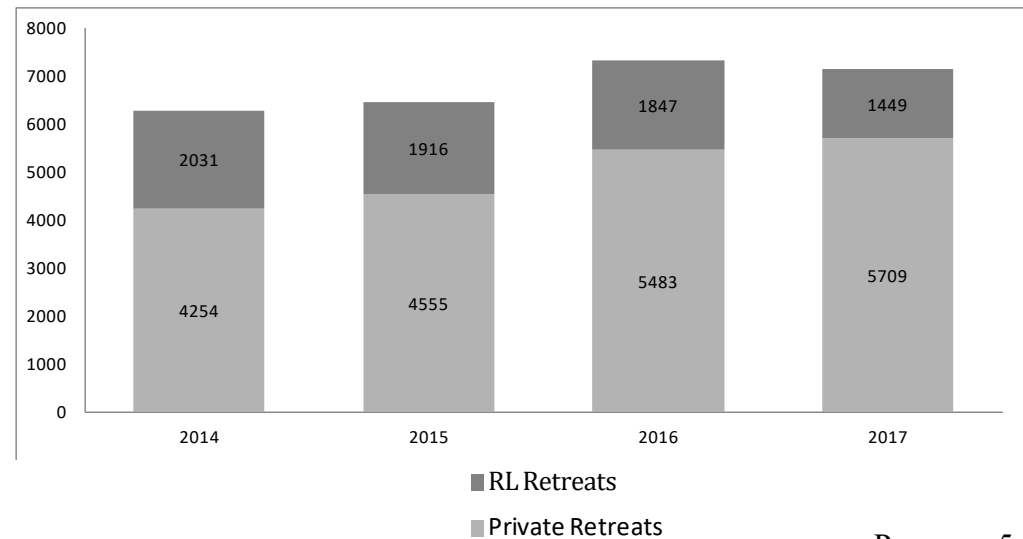
# Director Planned Retreats January 1 - December 31, 2017

Session	Dean	Date	Offering	Attendance
Elementary Retreat	Eric Miller	January 27-28, 2017	\$406	63
Annual Meeting	Round Lake Staff	February 12, 2017	\$0	69
Spring Keenagers	Darryl Moulder	April 4, 2017	\$2,332	188
Mens Retreat	Jim Brechbuhler	May 5-6, 2017	\$1,600	169
Spring Family Camp	Brad Dodson	May 24-29, 2017	\$11,392	408
Fall Family Camp	Craig Ott	August 30-September 4, 2017	\$10,348	367
Family Trail Ride	Beth Curry	September 15-16, 2017	\$0	32
Fall Keenagers	Ray/Don Linn	October 17, 2017	\$2,885	187
Middle School Retreat	Josh Miller	November 10-12, 2017	\$0	49
Senior High Retreat	Borton/Tuttle	December 8-10, 2017	\$0	87
<b>Total Offering</b>			<b>\$28,963</b>	
Total Attendance				<b>1449</b>

## Retreat Income



## Retreat Attendance









## Round Lake Golf Course Ministry 2017

After the camp purchased and reopened the Round Lake Golf Course in August of 2015, Round Lake Camp Staff have made many updates and changes to that facility. We have been able to take a defunct golf course and renew it as a beautiful place to golf. This has been an amazing facility that is open to the public not just to Churches. Our public outreach has taken the mission of the camp to places we never had before. When you golf at Round Lake it is made very clear that we place emphasis on God and Family. As with most outreach programs in the Church, the Round Lake Golf Course comes with a cost. We are doing better financially each year, and are working diligently to make sure the Round Lake Golf Course is self sustaining.



	2016	2017
Golf Rounds	3064	4381
Cart Rentals	2604	3608
Foot Golf	155 Public/870 Campers	58 Public/370 Campers

(Public Foot Golf did not take off as expected and we moved all k-6th grade Footgolf to the Camp Side. The Golf Course is getting busy enough it gets a little crowded when you that 35 grade school kids over to chase soccer balls around. We continue to take the older kids over to play.)

	2016 Actual	2017 Actual	2018 Budget
<b>Income:</b> Greens Fees, Rentals, Merchandise, Snacks	\$43,788.85	\$64,267.05	\$80,500
<b>Income:</b> Donations and Sponsors	\$3,825.57	\$3,404.95	\$3,500
<b>Total Income:</b>	<b>\$47,614.42</b>	<b>\$67,672.18</b>	<b>\$84,000</b>
<b>Total Expenses:</b> Salaries, Loans, Operations, Improvements	<b>\$88,738.07</b>	<b>\$100,367.00</b>	<b>\$99,000</b>
<b>Total</b>	<b>-\$41,123.65</b>	<b>-\$32,695.18</b>	<b>-\$15,000</b>

2018 Budget will reflect a \$15,000 anticipated loss due to estimated operating costs and capital improvements.

Contact the camp if you would like to review this report in more detail.

# State of the Camp Finances at the end of 2017

An explanation to the \$-12,515.35 of the 2017 Finance Report

In December 2017 the camp sent out a plea letter to generate extra funding to help with cash flow problems as a result of what the leadership of the camp identify as the "Perfect Storm".

15 years ago the camp was 1.2 million in debt with new building construction. 5 years ago that debt was paid in full with a 0 balance. With just a few years of freedom unplanned and much needed land became available. Golf Course, Lake Property and the House at Lodge. The Lake and the House were must buy because that are in the middle of the camp property. The Golf Course property would have still been acquired even if it did not stay a golf course. The land was prime land in the Mohican Tourist area and was being scouted for use as an RV Park. Keeping it a golf course was a decision of faith to reach out into the community. Current debt now at about \$500,000.

For about 10 years the camp did not do much building for remodeling. The past 3 years we have been remodeling every day we can. We do these projects as money is available. In the past when there was extra money it just went to the General Fund, now it flows to projects. This has affected cash flow for operations.

Churches are cutting back on monthly giving which subsidizes camp tuition. Camp tuition has not gone up on the same scale the monthly giving has gone down.

The Camp has made a big impression in the community by reviving a Golf Course established in 1928. In most business models it takes 5-7 years to revive a business. We are making progress.

Not to make light of a \$12,000 loss but in 2017 we had a long standing group not return as a rental group. This would have been \$40,000 invoice.

These things along with the rising cost of Health insurance etc. make for a "Perfect Storm" for cash flow issues. In no way is this a red button issue but the leadership has been taking an active role in making adjustments to created better cash flow.

2017 Financial Report  
2018 Budget

<u>Income</u>	2017 Actuals	2018 Budget
Church Giving	282,989.07	280,000.00
Individual Giving	78,736.50	50,000.00
Offerings to Camp	28,557.02	30,000.00
Summer Tuition (Camper and Faculty)	387,329.57	390,000.00
RLCC Retreats Tuition	30,492.00	40,000.00
Private Retreats	250,755.57	260,000.00
Missions Giving From camp sessions	33,806.07	30,000.00
Camp Store	23,055.48	23,000.00
Other: Sold items, oil, lease, rebate, rewards	30,436.76	16,700.00
<b>Total Income</b>	<b>1,146,158.04</b>	<b>1,119,700.00</b>

<u>Expenses</u>		
Administration	49,266.82	45,100.00
Salaries	461,134.93	440,000.00
Personnel (Mileage, insurance, etc.)	62,397.26	60,500.00
Food Service Camp	114,075.35	125,000.00
Food Service Wilderness	20,383.59	20,000.00
Programming (Camp and Retreats)	55,528.05	58,000.00
Missions paid out from missions offerings	33,451.07	30,000.00
Camp Store	17,142.14	23,000.00
Property and Liability Insurance	32,598.50	33,000.00
Property and Maintenance	87,478.70	77,000.00
Utilities	115,232.93	110,000.00
New Equipment	2,202.98	6,000.00
Building and Improvements	6,738.70	5,000.00
Wilderness Property and Maintenance	15,128.41	10,250.00
Debt Interest	15,951.45	18,312.00
<b>Total Expenses</b>	<b>1,088,710.88</b>	<b>1,061,162.00</b>

**Total Income vs Expenses** **57,447.16**    **58,538.00**

Loan Payments 38,704.37    43,538.00

Less: Golf Course budget covered by camp 32,695.18    15,000.00

Total Balance (13,952.39)    -

Additional Loan Payments from Restricted Gifts 60,238.84

**Total spent for projects to date**

Lodge Project: 9 out of 11 Rooms \$85,605.21

Dining Hall: \$57,466.45